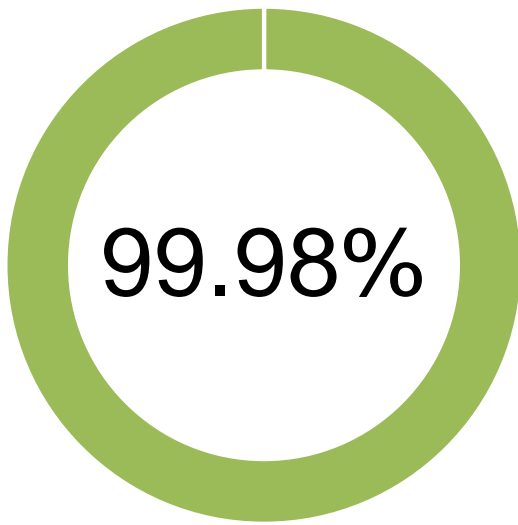
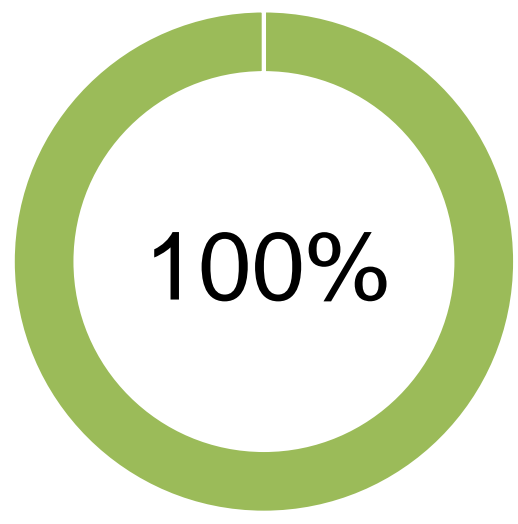
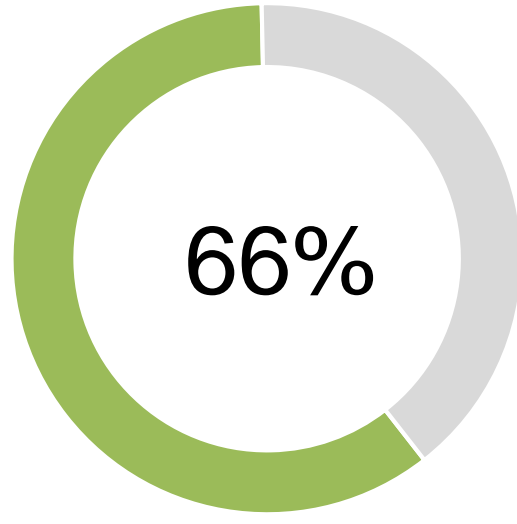
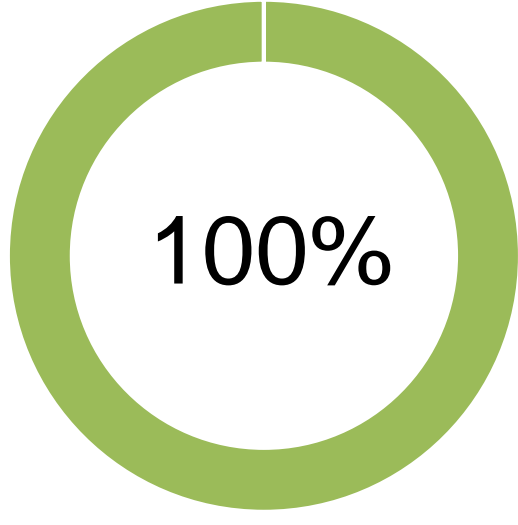
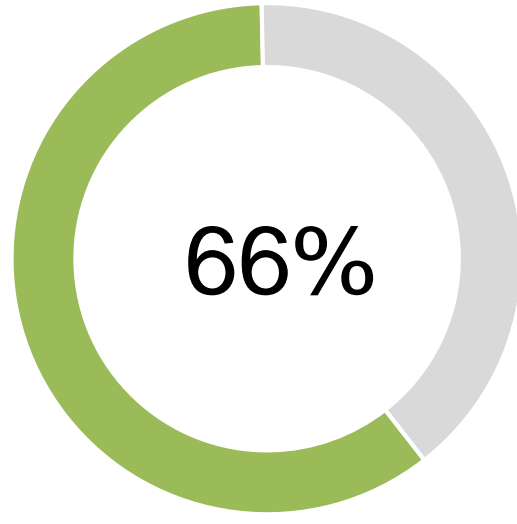
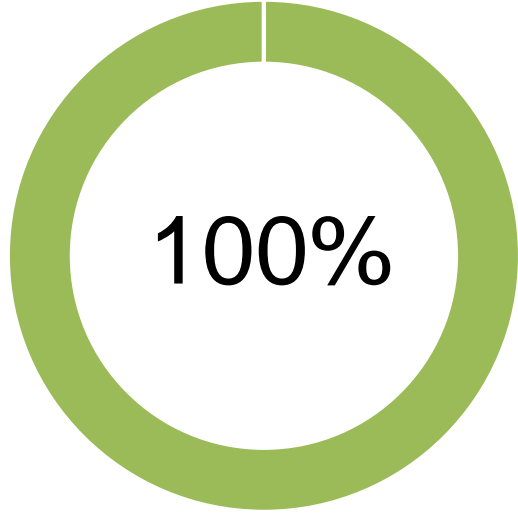
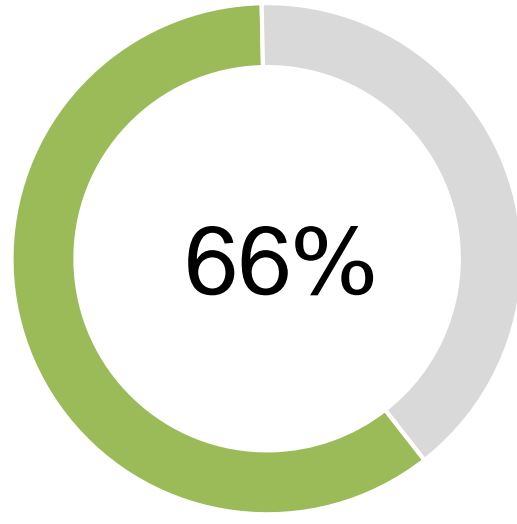
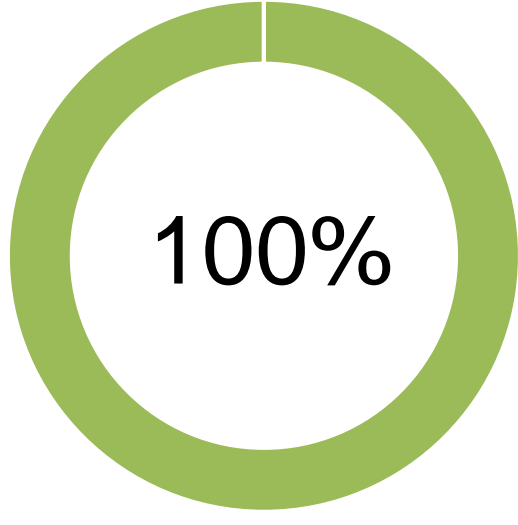
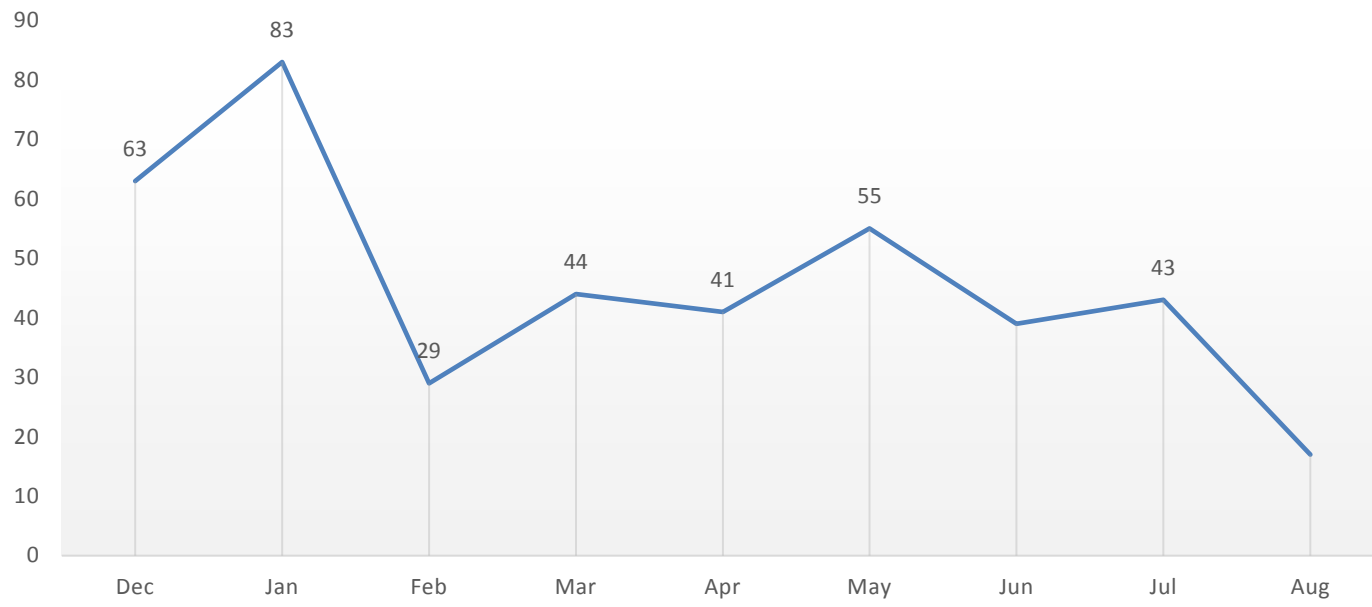


<p>Domestic Gas Safety Compliance</p> <p>1 Expired 6562 Properties</p>  <p>99.98%</p>	<p>Percentage Compliance Last Reported</p> <p>100%</p>
<p>Communal Gas Safety Compliance</p> <p>0 Expired 51 Properties</p>  <p>100%</p>	<p>Trend Since Last Report</p> <p>↓</p>
<p>Domestic EICR Compliance</p> <p>2663 Expired 7850 Properties</p>  <p>66%</p>	<p>Percentage Compliance Last Reported</p> <p>100%</p>
<p>Fire Risk Assessments Compliance</p> <p>0 Expired 449 Communal Fire Risk Assessments</p>  <p>100%</p>	<p>Trend Since Last Report</p> <p>↔</p>
<p>Domestic EICR Compliance</p> <p>2663 Expired 7850 Properties</p>  <p>66%</p>	<p>Percentage Compliance Last Reported</p> <p>61.53%</p>
<p>Fire Risk Assessments Compliance</p> <p>0 Expired 449 Communal Fire Risk Assessments</p>  <p>100%</p>	<p>Trend Since Last Report</p> <p>↑</p>
<p>Domestic EICR Compliance</p> <p>2663 Expired 7850 Properties</p>  <p>66%</p>	<p>Percentage Compliance Last Reported</p> <p>100%</p>
<p>Fire Risk Assessments Compliance</p> <p>0 Expired 449 Communal Fire Risk Assessments</p>  <p>100%</p>	<p>Trend Since Last Report</p> <p>↔</p>

Number of reports of DCM by month



DCM cases received since 5th June 2023

